








GTS 245

The GTS 245 is as exciting as it is spacious. With a choice of three color schemes, you're bound to make a statement on the water. Add the optional wakeboard tower, and you'll not only look good, you'll have a boat perfectly outfitted for all your favorite watersports.

Exterior Colors:

-  Jet Black
-  Laser Red
-  Phantom Grey

Interior Colors:

-  White/Black/Red
-  White/Black/Orange

Specs:

LOA	24'0" / 7.32 m
Beam	8'4" / 7.83
Fuel Capacity	52 Gal / 151 L
Draft-Drive Down	34" / 86 cm
Maximum Capacity	2250 lbs / 1020 kg
Approx. Boat & Engine Weight	3980 lbs / 1800 kg
Trailer Weight	1420 lbs / 644 kg
Deadrise	20°

Notable Features:

- SSV® hull
- Glastron custom trailer
- GTS gel and graphics
- GTS cockpit interior
- Swim platform mat
- Sundeck with lounge seats
- Glastron custom gauges
- Unique pull-knob switches
- U shaped bench seat
- Changing room/opt head

2016 GTS 245

STANDARDS

HULL AND DECK

Anchor locker w/rope storage
Bow and stern eyes, stainless steel
Cleats, stainless steel
Engine vents, transom-mounted
Fiberglass stringers
GTS gel scheme & graphics
Horn, concealed
Meets applicable ABYC, Canadian, ISO and USCG Standards, NMMA and CE certified
Navigational lighting
Rub rail, rigid black vinyl with chrome insert
SSV® hull
Swim platform mat(s)
Swim platform(s), integrated, skid-resistant surface
Ladder, stainless steel
Two-tone deck
Windshield, roadster style, exclusive design
Walk-thru windshield
Side windshield wings

TOW SPORTS

Ski tow, stainless steel

COCKPIT

Assist handles, synthetic
Beverage holders, synthetic

Bow seats with storage & seat latch
Built-in cockpit side storage
Changing room/Head compartment, enclosed
Courtesy light
Fiberglass floor w/built-in footrests & drains
Glove box
GTS cockpit interior
Interior, Aquaflex™ vinyl
Seating, comfortride bucket seats (2) port and starboard, adjustable
Seating, U-shaped bench, storage beneath
Ski locker, in-floor, molded fiberglass finish, w/mat
Sundeck, aft converts to chaise lounge
Sundeck, aft, chaise lounge & aft facing seat
Walk-thru transom
Water intrusion management system

HELM

Emergency engine shut-off
Glastron custom GTS gauges, fog resistant
Steering wheel, non-directional
Tilt steering
Unique pull-knob switches

ENGINE / SYSTEMS / DRIVE

Bilge pump, automatic
Power steering
Power trim and tilt

ENTERTAINMENT

Stereo, Sony® AM/FM, MP3 port, and Bluetooth® Connectivity
Speakers, 4

TRAILER

Glastron trailer, tandem axle
Disc brakes
Tongue, swing-away

OPTIONS

HULL AND DECK

Bow scuff plate
Docking lights
Swim platform extended, mat
Transom shower
Underwater lighting

TOW SPORTS

Wakeboard tower, gas assist, hinging
Wakeboard tower Bimini top

COCKPIT

Bow fill-in cushion(s)
Enclosed head w/ sink, porta pottie, Port Window
Flip-up bucket seat(s)
Snap-in carpet
Table w/mount

CABIN

Porta potti

ENGINE / SYSTEMS / DRIVE

Exhaust, thru-side, Quick & Quiet
Fire extinguishing system

ENTERTAINMENT

Stereo upgrade, subwoofer & aft remote

POWER

Volvo Penta® sterndrive 240 - 380 hp
MerCruiser® sterndrive 250 - 350 hp

TRAILER

Galvanized trailer w/GatorHyde finish
Spare tire & wheel
Trailer delete

CANVAS

Color-coordinated Bimini top w/boot
Color-coordinated bow cover
Color-coordinated cockpit cover

OPTIONAL PACKAGES

Convenience Package:
Hour meter & depth sounder
XL Package - *Includes convenience package*
Flip-up bucket seats (2)
Snap-in carpet
Beverage holders, stainless steel
Speaker covers, stainless steel
Assist handles, stainless steel
Cleats, pull-up, stainless steel
Bow scuff plate

