








# GTS 185

The GTS 185 is an 18-foot stern drive with upgraded exterior in head-turning red, custom interior and custom steering wheel. Features an exclusive SSV® hull design and extended swim platform too.

### Exterior Colors:

-  Jet Black
-  Laser Red
-  Phantom Grey

### Interior Colors:

-  White/Black/Red
-  White/Black/Orange

<b>LOA</b>	18'0" / 5.49 M
<b>Beam</b>	7'5" / 2.26
<b>Fuel Capacity</b>	24 Gal / 91 L
<b>Draft-Drive Down</b>	33" / 84 cm
<b>Maximum Capacity</b>	1200 lbs / 544 kg
<b>Approx. Boat &amp; Engine Weight</b>	2470 lbs / 1120 kg
<b>Trailer Weight</b>	861 lbs / 390 kg
<b>Deadrise</b>	20°

### Notable Features:

- SSV® hull
- Unique windshield design
- Unique pull-knob switches
- Glastron custom trailer
- Swim platform mat
- Fiberglass cockpit floor
- GTS gel and graphics
- Sundeck w/lounge
- GTS cockpit interior
- Glastron custom gauges

# 2016 GTS 185

## STANDARDS

### HULL AND DECK

Bow and stern eyes, stainless steel  
Cleats, stainless steel  
Engine vents, transom-mounted  
Fiberglass stringers  
GTS gel scheme & graphics  
Horn, concealed  
Meets applicable ABYC, Canadian, ISO and USCG Standards, NMMA and CE certified  
Navigational lighting  
Rub rail, rigid black vinyl with chrome insert  
SSV® hull  
Swim platform mat(s)  
Swim platform(s), integrated, skid-resistant surface  
Ladder, stainless steel  
Two-tone deck  
Windshield, roadster style, exclusive design  
Walk-thru windshield

### TOW SPORTS

Ski tow, stainless steel

### COCKPIT

Assist handles, synthetic  
Beverage holders, synthetic  
Bow seats with storage & seat latch  
Built-in cockpit side storage  
Cooler, built-in, under bench seat  
Courtesy light  
Fiberglass floor w/built-in footrests & drains  
Glove box  
GTS cockpit interior  
Interior, Aquaflex™ vinyl  
Seating, comfortride bucket seats (2) port and starboard, adjustable  
Seating, full-width bench seat, storage beneath  
Ski locker, in-floor, molded fiberglass finish, w/mat  
Sundeck, aft converts to chaise lounge  
Water intrusion management system

### HELM

Emergency engine shut-off  
Glastron custom GTS gauges, fog resistant  
Steering wheel, non-directional  
Tilt steering  
Unique pull-knob switches

### ENGINE / SYSTEMS / DRIVE

Bilge pump, automatic  
Power steering  
Power trim and tilt

### ENTERTAINMENT

Stereo, Sony® AM/FM, MP3 port, and Bluetooth® Connectivity  
Speakers, 2

### TRAILER

Glastron custom-matched trailer, single axle  
Disc brakes  
Tongue, swing-away

## OPTIONS

### HULL AND DECK

Bow scuff plate  
Swim platform, extended low-profile  
Side windshield wings

### TOW SPORTS

Wakeboard tower, gas assist, hinging  
Wakeboard tower Bimini top

### COCKPIT

Bow fill-in cushion(s)  
Flip-up bucket seat(s)  
Snap-in carpet

### ENGINE / SYSTEMS / DRIVE

Fire extinguishing system

### ENTERTAINMENT

Stereo upgrade, subwoofer & aft remote

### POWER

Volvo Penta® sterndrive 200 - 240 hp  
Mercruiser® sterndrive 135 - 250 hp

### TRAILER

Galvanized trailer w/GatorHyde finish  
Spare tire & wheel  
Trailer delete

### CANVAS

Care cover (black)  
Color-coordinated Bimini top w/boot  
Color-coordinated bow cover  
Color-coordinated cockpit cover

### OPTIONAL PACKAGES

Convenience Package:  
Hour meter & depth sounder  
XL Package: *Includes convenience package*  
Flip-up bucket seats (2)  
Snap-in carpet  
Beverage holders, stainless steel  
Speaker covers, stainless steel  
Assist handles, stainless steel  
Cleats, pull-up, stainless steel  
Bow scuff plate

